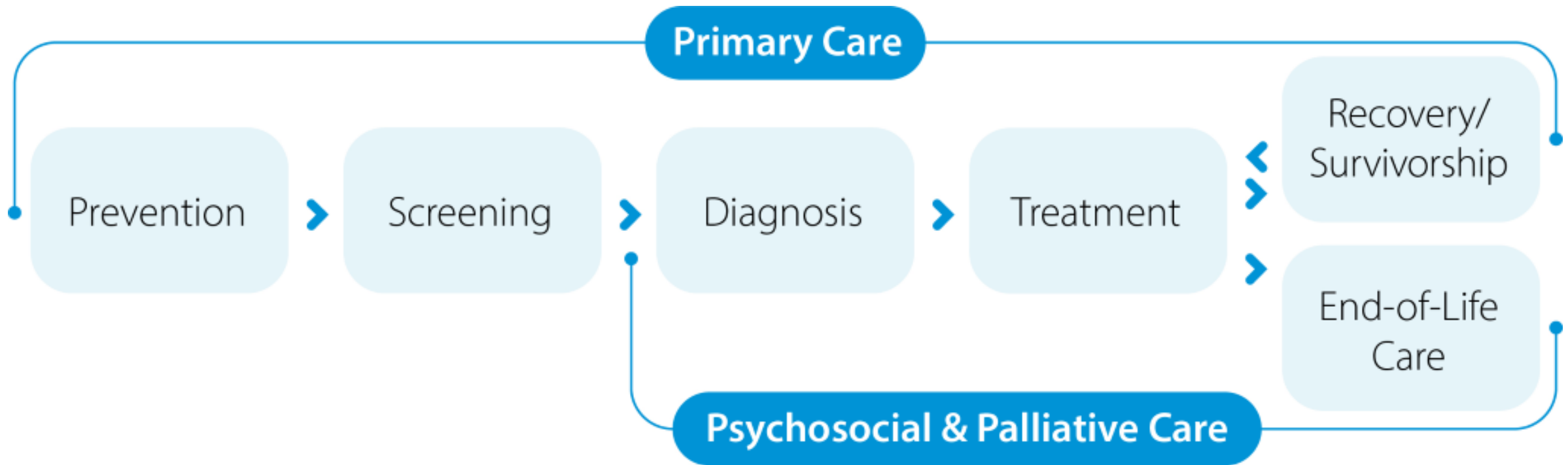


# Colorectal Cancer Follow-up Care Pathway Map

Version 2023.06



**Disclaimer:** The pathway map is intended to be used for informational purposes only. The pathway map is not intended to constitute or be a substitute for medical advice and should not be relied upon in any such regard. Further, all pathway maps are subject to clinical judgment and actual practice patterns may not follow the proposed steps set out in the pathway map. In the situation where the reader is not a healthcare provider, the reader should always consult a healthcare provider if he/she has any questions regarding the information set out in the pathway map. The information in the pathway map does not create a physician-patient relationship between Ontario Health (Cancer Care Ontario) and the reader.



**Ontario Health**  
Cancer Care Ontario

Target Population

Colorectal cancer survivors: adult patients who have completed primary treatment and are without evidence of disease, but would potentially be candidates for further treatment if recurrence were detected.

Pathway Map Considerations

- The pathway map is only intended for primary adenocarcinoma. Familial cancers (Lynch/non-Lynch) and cancers in the settings of inflammatory bowel disease are handled differently.
- Primary care providers play an important role in the cancer journey and should be informed of relevant tests and consultations. Ongoing care with a primary care provider is assumed to be part of the pathway map. For patients who do not have a primary care provider, [Health811](#) is a government resource that helps patients find a doctor or nurse practitioner.
- Throughout the pathway map, a shared decision-making model should be implemented to enable and encourage patients to play an active role in the management of their care. For more information see [Person-Centred Care Guideline](#) and [EBS #19-2 Provider-Patient Communication](#).\*
- Hyperlinks are used throughout the pathway map to provide information about relevant Ontario Health (Cancer Care Ontario) tools, resources and guidance documents.
- The term ‘health care provider’, used throughout the pathway map, includes primary care providers and specialists, e.g. family doctors, nurse practitioners, and emergency physicians.
- Multidisciplinary Cancer Conferences (MCCs) may be considered for all phases of the pathway map. For more information on Multidisciplinary Cancer Conferences, visit [MCC Tools](#).
- For more information on wait time prioritization, visit [Surgery](#).
- Clinical trials should be considered for all phases of the pathway map.
- Sexual health should be considered throughout the care continuum. Healthcare providers should discuss sexual health with patients before, during and after treatment as part of informed decision-making and symptom management. See [Psychosocial Oncology Guidelines Resources](#).
- Before initiating gonadotoxic therapy (e.g. surgery, systemic, radiation), healthcare providers should discuss potential effects on fertility with patients and arrange referral to a fertility specialist if appropriate. See [Ontario Fertility Program](#).
- Psychosocial oncology (PSO) is the interprofessional specialty concerned with understanding and treating the social, practical, psychological, emotional, spiritual and functional needs and quality-of-life impact that cancer has on patients and their families. Psychosocial care should be considered an integral and standardized part of cancer care for patients and their families at all stages of the illness trajectory. For more information, visit [EBS #19-3](#).\*

\* **Note. EBS #19-2 and EBS #19-3** are older than 3 years and are currently listed as ‘For Education and Information Purposes’. This means that the recommendations will no longer be maintained but may still be useful for academic or other information purpose s.

Pathway Map Legend

**Colour Guide**

Primary Care

Palliative Care

Pathology

Surgery

Radiation Oncology

Medical Oncology

Radiology

Multidisciplinary Cancer Conference (MCC)

Psychosocial Oncology (PSO)

Endoscopy

**Shape Guide**

Intervention

Decision or assessment point

Patient (disease) characteristics

Consultation with specialist

Exit pathway

or

Off page reference

R

Referral

**Line Guide**

Required

Possible

Pathway Map Disclaimer

This pathway map is a resource that provides an overview of the treatment that an individual in the Ontario cancer system may receive.

The pathway map is intended to be used for informational purposes only. The pathway map is not intended to constitute or be a substitute for medical advice and should not be relied upon in any such regard. Further, all pathway maps are subject to clinical judgment and actual practice patterns may not follow the proposed steps set out in the pathway map. In the situation where the reader is not a healthcare provider, the reader should always consult a healthcare provider if he/she has any questions regarding the information set out in the pathway map. The information in the pathway map does not create a physician-patient relationship between Ontario Health (Cancer Care Ontario) and the reader.

While care has been taken in the preparation of the information contained in the pathway map, such information is provided on an “as-is” basis, without any representation, warranty, or condition, whether express, or implied, statutory or otherwise, as to the information’s quality, accuracy, currency, completeness, or reliability.

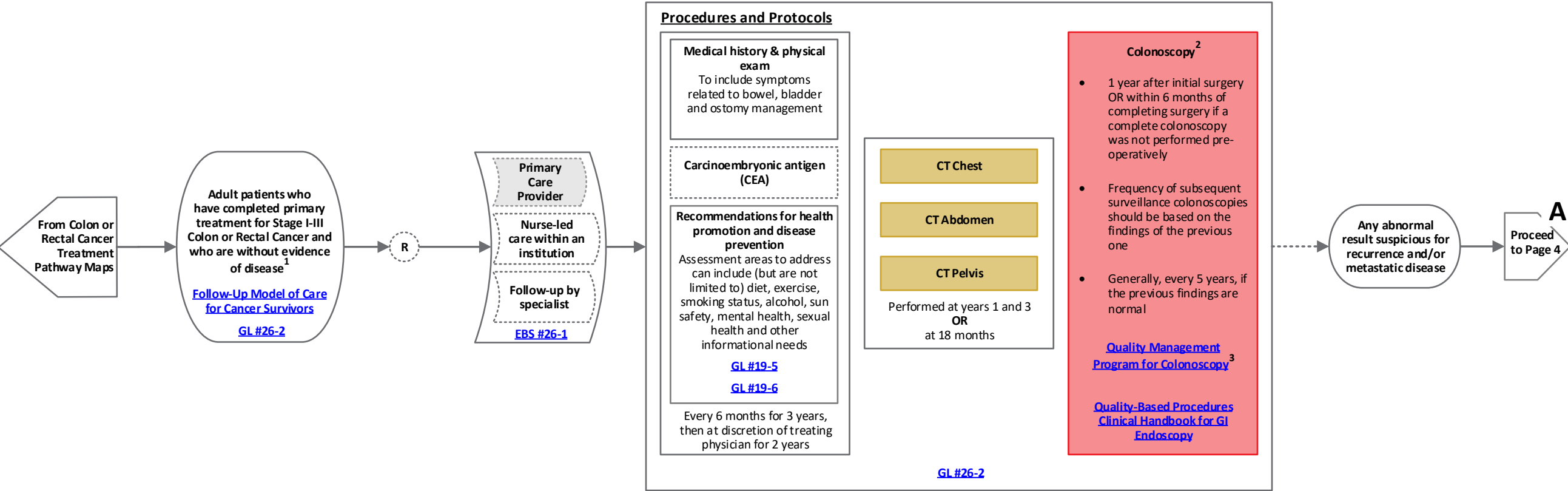
Ontario Health (Cancer Care Ontario) and the pathway map’s content providers (including the physicians who contributed to the information in the pathway map) shall have no liability, whether direct, in direct, consequential, contingent, special, or incidental, related to or arising from the information in the pathway map or its use thereof, whether based on breach of contract or tort (including negligence), and even if advised of the possibility thereof. Anyone using the information in the pathway map does so at his or her own risk, and by using such information, agrees to indemnify Ontario Health (Cancer Care Ontario) and its content providers from any and all liability, loss, damages, costs and expenses (including legal fees and expenses) arising from such person’s use of the information in the pathway map.

This pathway map may not reflect all the available scientific research and is not intended as an exhaustive resource. Ontario Health (Cancer Care Ontario) and its content providers assume no responsibility for omissions or incomplete information in this pathway map. It is possible that other relevant scientific findings may have been reported since completion of this pathway map. This pathway map may be superseded by an updated pathway map on the same topic.

The pathway map is intended to be used for informational purposes only. The pathway map is not intended to constitute or be a substitute for medical advice and should not be relied upon in any such regard. Further, all pathway maps are subject to clinical judgment and actual practice patterns may not follow the proposed steps set out in the pathway map. In the situation where the reader is not a healthcare provider, the reader should always consult a healthcare provider if he/she has any questions regarding the information set out in the pathway map. The information in the pathway map does not create a physician-patient relationship between Ontario Health (Cancer Care Ontario) and the reader.

Screen for psychosocial needs, and assessment and management of symptoms. [Click here for more information about symptom assessment and management tools](#)

Consider the introduction of palliative care, early and across the cancer journey. [Click here for more information about palliative care](#)



<sup>1</sup>There is insufficient evidence to support these recommendations for patients with rectal cancer, patients with stage IV colon cancer, and patients over the age of 75 years. Therefore, the follow-up in those patients is at the discretion of the treating physician.

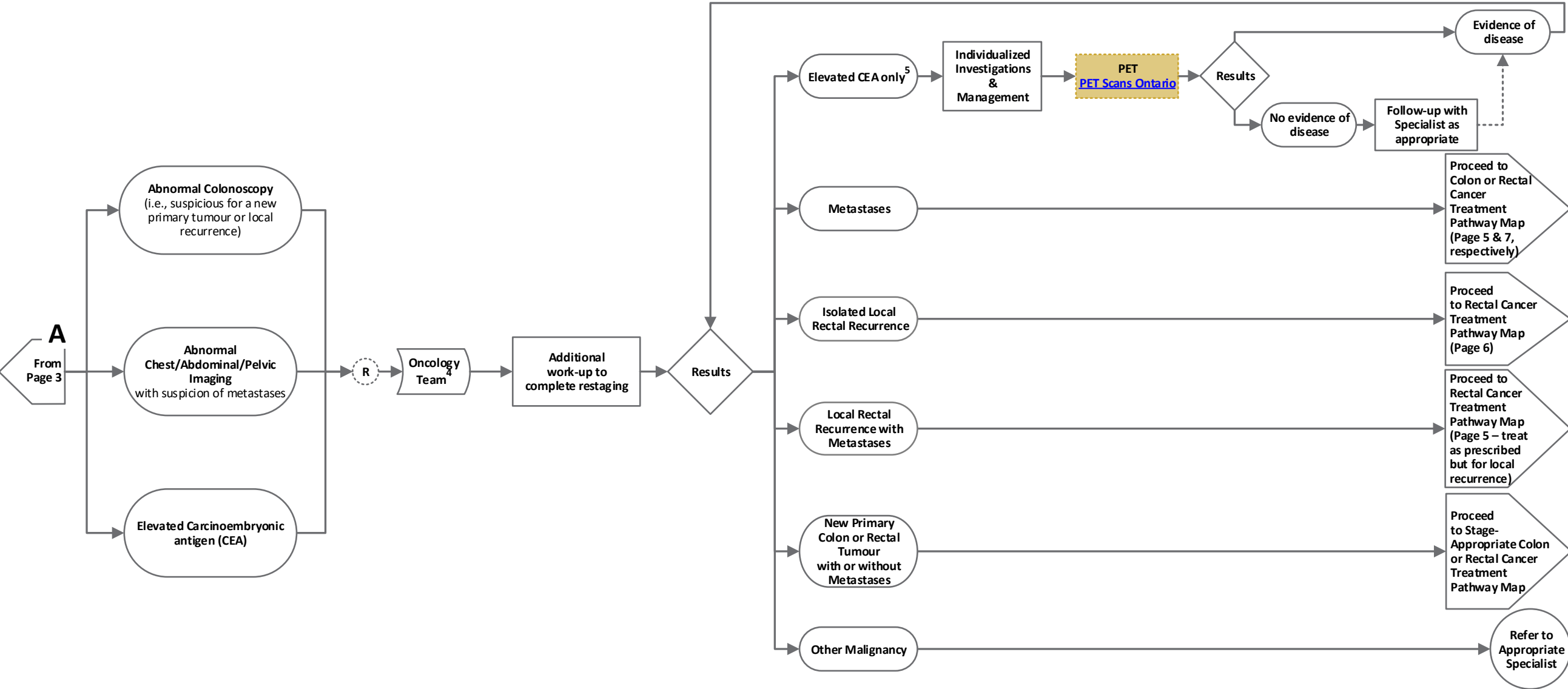
<sup>2</sup>For rectal cancer patients who are considered at high risk of local recurrence by the treating physician, sigmoidoscopy can be considered at intervals less than 5 years.

<sup>3</sup>Quality Management Program for Colonoscopy, pages 28 and 29.

The pathway map is intended to be used for informational purposes only. The pathway map is not intended to constitute or be a substitute for medical advice and should not be relied upon in any such regard. Further, all pathway maps are subject to clinical judgment and actual practice patterns may not follow the proposed steps set out in the pathway map. In the situation where the reader is not a healthcare provider, the reader should always consult a healthcare provider if he/she has any questions regarding the information set out in the pathway map. The information in the pathway map does not create a physician-patient relationship between Ontario Health (Cancer Care Ontario) and the reader.

Screen for psychosocial needs, and assessment and management of symptoms. [Click here for more information about symptom assessment and management tools](#)

Consider the introduction of palliative care, early and across the cancer journey. [Click here for more information about palliative care](#)



<sup>4</sup> Refer back to one of the original treating physicians as appropriate and available.

<sup>5</sup> Patients with an elevated CEA but no other evidence of disease should be followed at the discretion of the treating physician. Tumour markers have some variability and are not confirmatory for local recurrence and/or metastatic disease.